

How do I help my child to learn their spellings?


Friday 17th November

Ms Sanderson

Try some of these activities with your child/ by yourself:

Year 1	Year 2	Year 3	Year 4	Year 5	Year 6
Love	Door	Gardening	Coat	Vicious	Referring
Come	Floor	Gardener	Cloakroom	precious	Referred
Some	Poor	Limiting	Coast	conscious	referral
One	Find	Limited	Boast	delicious	preferring
Once	Kind	Limitation	Float	malicious	preferred
	Mind		Approach	suspicious	transferring
			Moaning	unconscious	transferred
			Groan	ferocious	
			Oar	gracious	
			Board	spacious	
			Abroad		
			Roar		
			Cupboard		

Select the year group's spellings.



<p>Write your words in pyramid form:</p> <p>P Pe Peo Peop Peopl people</p>	<p>Squiggly spelling words</p> <p>Write your spelling words in your best handwriting, when write them again using squiggly letters!</p>	<p>Write each of your spelling words. Then go back and circle all of the vowels in your spelling words!</p> <p>A E I O U</p> <p>love</p>	<p>Write your spelling words and illustrate it to show the meaning.</p> <p>E.g. thinking </p>
<p>Type your words out on to the computer and use different colours, sizes and fonts!</p>	<p>Make your own spelling flash cards to help you learn your spelling words!</p> <p>When you look at the flashcard, read the word aloud and then spell it aloud.</p>	<p>Rainbow Write!</p> <p>Write the word out neatly. Then trace over it three times, each time using a different colour.</p>	<p>Use sounds buttons and lines to identify the different phonemes. Circle the grapheme that you are unsure of.</p> <p>E.g. T r (ai) n</p> <p>· · - ·</p>
<p>Superman Letter</p> <p>Write a letter to superman using all of your spelling words! Underline each of your spelling words with a coloured pencil!</p>	<p>Write your spelling words in alphabetical order.</p> <p>A art B bear C cat</p>	<p>Connect the dots</p> <p>Write out your spelling words in dots.</p> <p>Then go over the dots in a coloured pencil.</p>	<p>Bubble letters</p> <p>Write your spelling words using bubble letters!</p> <p>E.g. </p>

Choose a way of practising spellings!

How do you practise spellings with your child currently?

Do you have a routine?

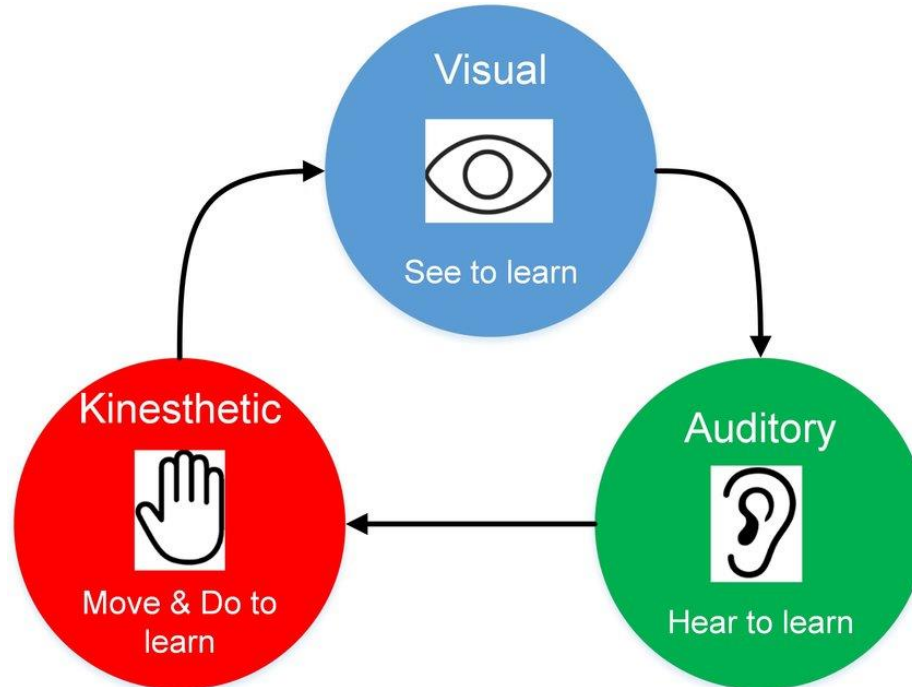
Is it enjoyable?

Research shows that there are 3 types of “spellers”:

- 1) Effortless spellers (a small group).*
- 2) Those who require explicit practice and teaching to learn new spellings.*
- 3) Those who find it extremely difficult and frustrating- this is not related to intelligence.*

Why is it important to spell well?

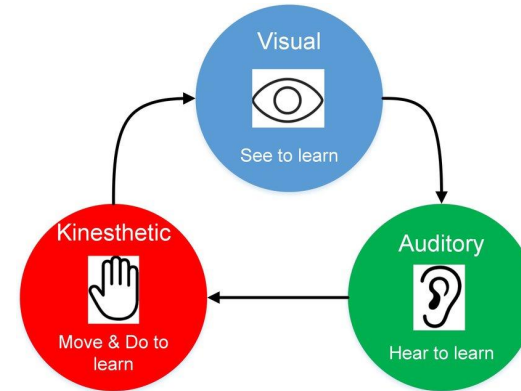
- ▶ Good spelling skills build confidence in literacy in general.
- ▶ It improves communication.
- ▶ Learners who feel confident with letters and word patterns are able to read and comprehend more complex texts.
- ▶ Poor spelling distracts the reader.
- ▶ It affects how people view competence (e.g. future applications and CVs).



Children may get differentiated spellings dependent on their needs.

Look, Cover, Write

- ▶ This is a repetitive strategy
- ▶ Look at the word first, look at the shape, visualise it.
- ▶ Say the word.
- ▶ Next, cover the word.
- ▶ Finally, write it.
- ▶ Children must check and correct mistakes.

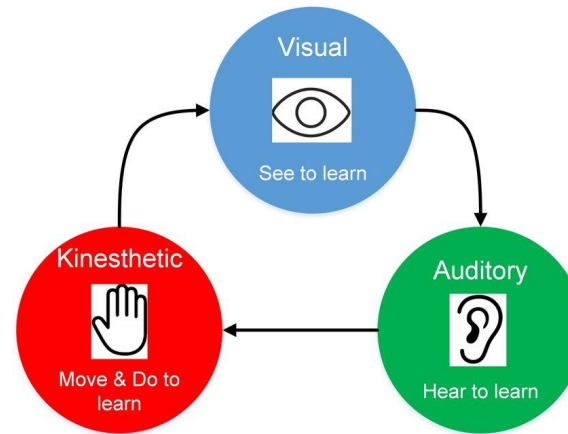


Words within Words

- ▶ Words can be easier to spell if smaller words are found inside larger words.

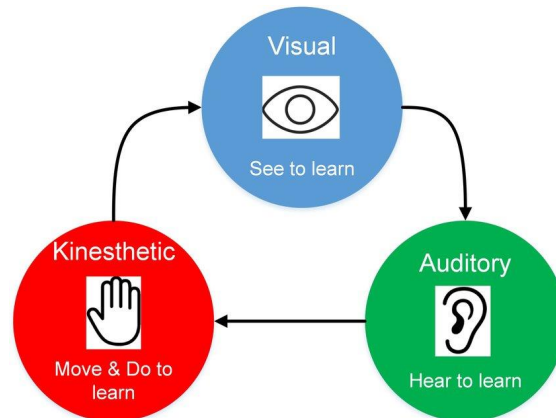
- ▶ Example:

SAT-ur-DAY or bu-SIN-ess



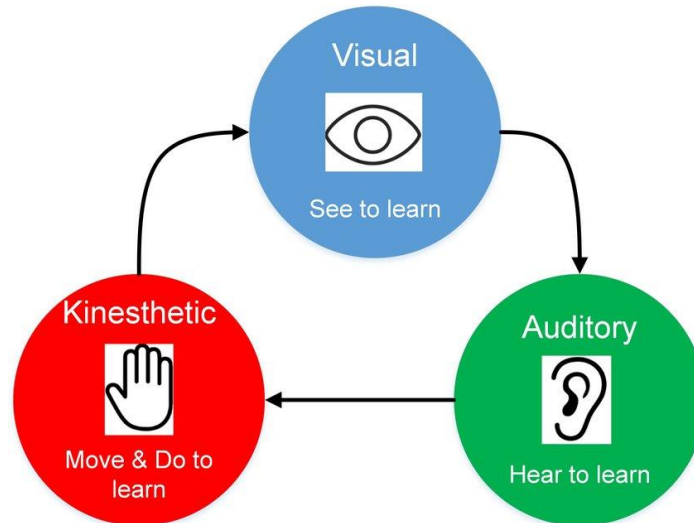
Highlight Helper

- ▶ Colour in tricky parts of the words.
- ▶ Example: Wednes^{red}day, colour^{red}




Post-It Plenty

- Write out any new vocabulary down on post-it notes and stick them on the furniture or word wall to see every day.

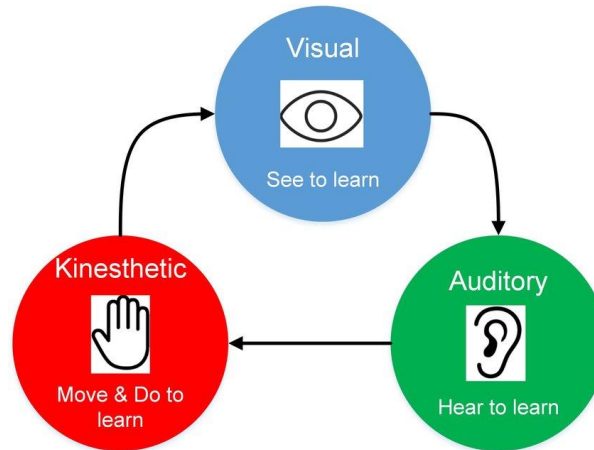


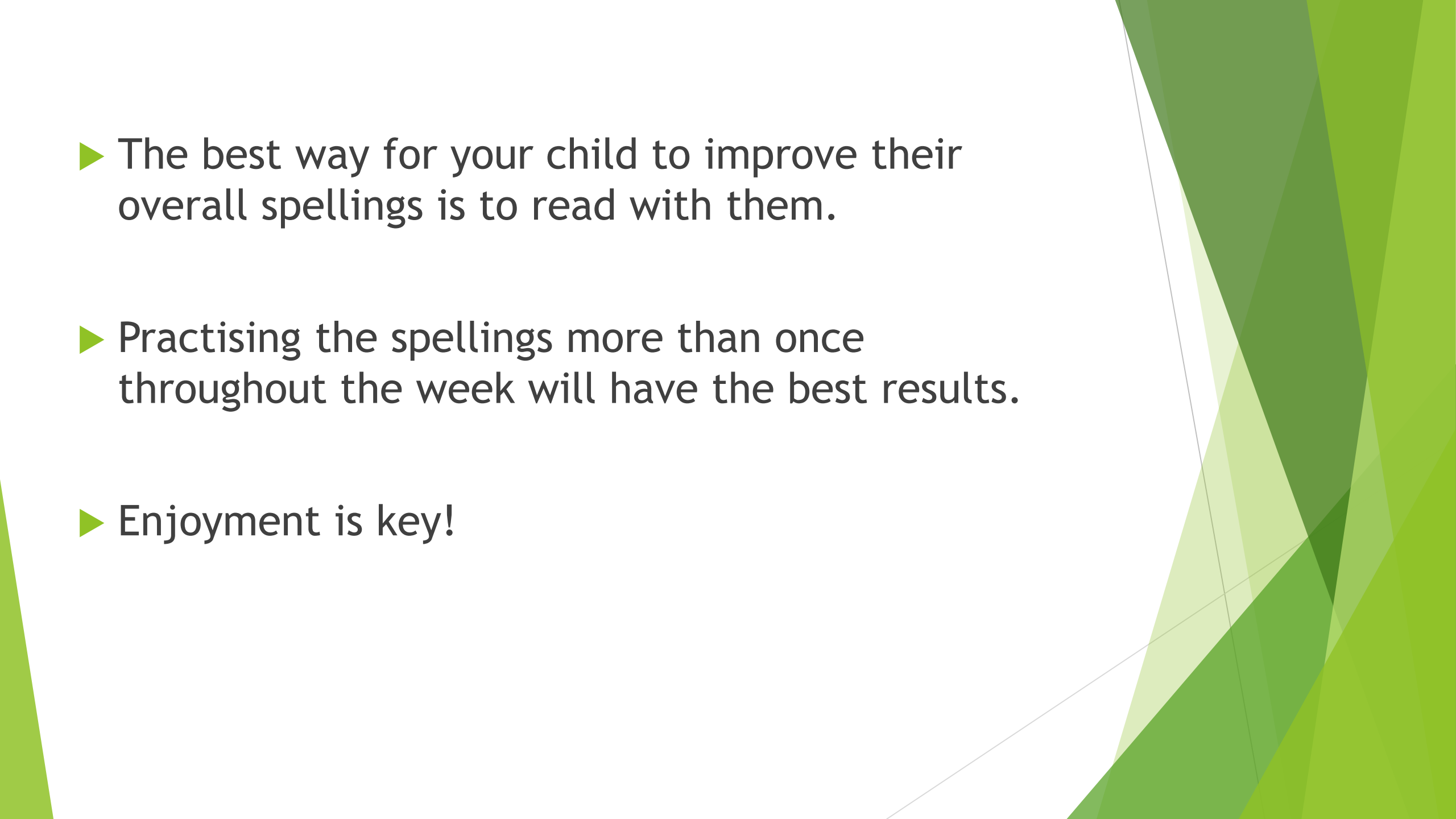
Spelling Games

- Such as Hangman, I spy (for young children), spelling challenges or anagrams.




Htnoxo nrGade yPrmai



- 
- The background of the slide features abstract, overlapping green geometric shapes, primarily triangles and polygons, in various shades of green, creating a modern and dynamic visual effect.
- ▶ The best way for your child to improve their overall spellings is to read with them.
 - ▶ Practising the spellings more than once throughout the week will have the best results.
 - ▶ Enjoyment is key!

Any questions?

<p><u>Look, Cover, Write</u></p> <p>This is a repetitive strategy of looking at the word first to really see the word, look at the shape, visualise it. To then say the word. Next to cover the word and finally write it. Children must check and correct mistakes.</p>	<p><u>Words within Words</u></p> <p>Words can be easier to spell if smaller words are found inside larger words. Example: <i>for-ever, inte-rest-ting.</i></p>
<p><u>Sounding Out The Word</u></p> <p>Sound the word out little by little. If it sounds wrong, try changing the vowel sound from long to short or vice versa. Example: definite – long – de/fine/it (fine as in fine day) short – de/fin/it (fin as in shark's fin)</p>	<p><u>Mnemonics</u></p> <p>Make a phrase or sentence up about a word that you have difficulty spelling. Example: <i>because = big elephants can always understand small elephants</i></p>
<p><u>Picture Words</u></p> <p>Create pictures from the syllables. Example: underfoot</p> 	<p><u>Highlight Helper</u></p> <p>Colour in tricky parts of the words. Example: Wednes<u>day</u>, colour</p>
<p><u>Say It As You Spell It</u></p> <p>This technique supports picture words. Example: <i>Wednes/day, fav/our, dis/tinc/tion</i></p>	<p><u>Chanting's The Charm</u></p> <p>Chant or sing the word. Your voice could become louder, higher pitched, deeper, sad, happy or silly. You could make the tone of your voice similar to the meaning of the word e.g. growl the word furious. Example: <i>Mrs I, Mrs SSI, Mrs PPI.</i></p>
<p><u>Rap A Rhyme</u></p> <p>Choose words which rhyme with the one you want in order to help spell it correctly. Example: <i>flower, power, tower.</i></p>	<p><u>Post-It Plenty</u></p> <p>Write out any new vocabulary down on post-it notes and stick them on the furniture or word wall to see every day.</p>
<p><u>Dictionary Delight</u></p> <p>Sound out the word and break it into syllables. Think of different letter combinations which might make that syllable sound.</p>	<p><u>Spelling Games</u></p> <p>Such as Hangman, I spy (for young children), spelling challenges, anagrams, grouping and sorting families of words,</p>