

Genre: Traditional Tales (Narrative)

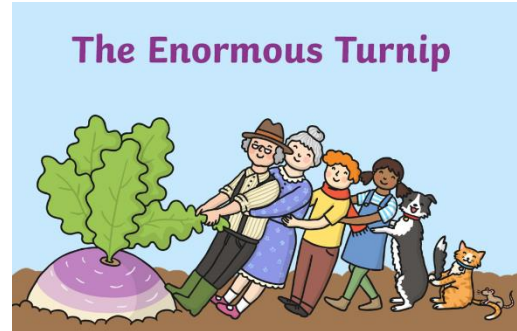
LI: To sequence the story using time connectives

Success Criteria:

I can sequence the story

I can summarise events in the story

I can use words from the story



Before completing the task, read The Enormous Turnip.

Lesson 1: Summarise each part of the story using the pictures to help you. Remember the order of the story and the characters we meet.

Helpful words:

turnip	old man	seeds	old lady	little	pull

Challenge words:

enormous	disappointed	strong	planted	shocked	ecstatic



First, _____



Next, _____



Then, _____



After, _____



Finally, _____

Genre: Traditional Tales (Narrative)

LI: To use the main features of a genre

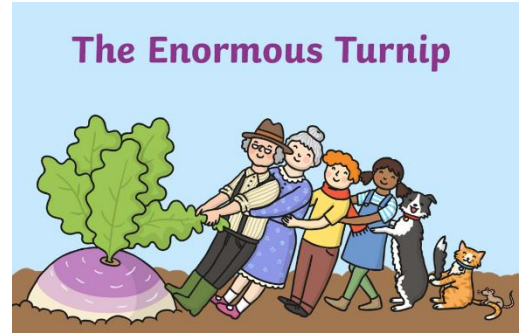
Success Criteria:

I can begin my letter with 'Dear' and end it with 'From'

I can explain my problem in my letter

I can use a range of persuasive language (must, need, help)

I can use a range of punctuation correctly



Before completing the task, read The Enormous Turnip.

Lesson 2: Write a letter to a friend asking them to help you pull out the enormous turnip. Remember you must make them want to help you using your best persuasive language.

First plan your letter by answering the questions:

What do you need help with?

Why did you pick them to help you?

How will they be rewarded if they help?

Helpful words

					
dear	from	please	must	need	help

Handwriting practice lines consisting of 20 horizontal dashed lines.

Genre: Traditional Tales (Narrative)

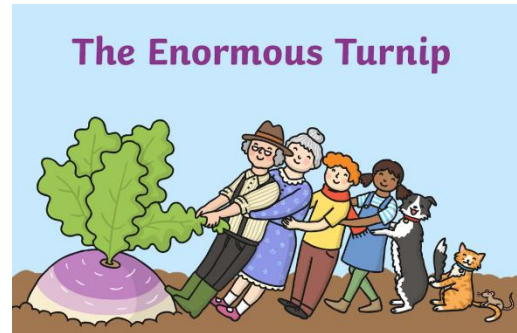
LI: To describe a main character

Success Criteria:

I can use adjectives to describe a characters physical features

I can use adjectives to describe a characters personality

I can use phrases with connectives (and, but, because, or, so)



Before completing the task, read The Enormous Turnip.

Lesson 3: Today you will create your own main character to replace the little, old man. You will write a character description explaining what they look like and what their personality is like.

For example:




My main character is going to be a grumpy, old woman.

She has grey hair and flowery dresses.










She is very serious so don't upset her.

My grumpy, old woman is moody and glum because she can't pull out her gigantic carrot.

First use the outline to plan your character. On the inside of the outline write down your character's personality e.g. funny, grumpy, bossy. On the outside of the outline write down what your character looks like e.g. grey hair, beady eyes, flowery dress.



Helpful words

								
hair	eyes	face	clothes	grumpy	funny	bossy	caring	glum

My main character wears _____

Their personality is _____

Genre: Traditional Tales (Narrative)

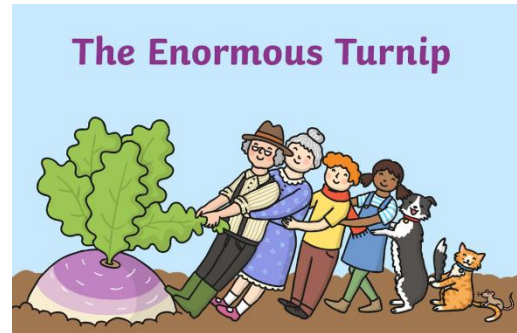
LI: To describe a character

Success Criteria:

I can use adjectives to describe a character's physical features

I can use adjectives to describe a character's personality

I can use phrases with connectives (and, but, because, or, so)



Before completing the task, read The Enormous Turnip.


Lesson 4: Today you will create another character for your story. This time it will be someone to help you. You will write a character description explaining what they look like and what their personality is like. Think about the other characters in the story to help you.

For example:












My main character is going to be a helpful and clever girl.
She has beautiful, brown hair and always wears her lucky, cotton boots. She is always smiling because she wants to make others happy. She is very kind and nice to everyone.

First use the outline to plan your other character. On the inside of the outline write down your character's personality e.g. funny, grumpy, bossy. On the outside of the outline write down what your character looks like e.g. brown hair, beady eyes, denim dress.



Helpful words

								
hair	eyes	face	clothes	grumpy	funny	bossy	caring	glum

My character wears _____

Their personality is _____

Genre: Traditional Tales (Narrative)

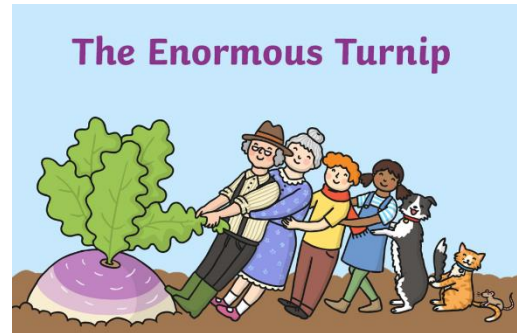
LI: To write a conversation between 2 characters

Success Criteria:

I can use inverted commas to punctuate speech

I can use capital letters and full stops

I can use alternative words for said



Before completing the task, read The Enormous Turnip.

Lesson 5: Today you will write a dialogue between your 2 new characters. Your main character will be asking for help from your other character.

Inverted commas are used around the words in direct speech
e.g.

“Hello there!” Suzy called.

Before you start writing think about what your characters might say to each other. Then how they might say it to each other e.g.



Oi you! Give
me some
help!

Yes of course I
will. What do
you need help
with?



